

ZOOMLION

TECHNICAL SPECIFICATIONS

ZAT600V6Z

All terrain crane

Edition 1 March 2025



60t



48m



52m



64.5m



ZOOMLION



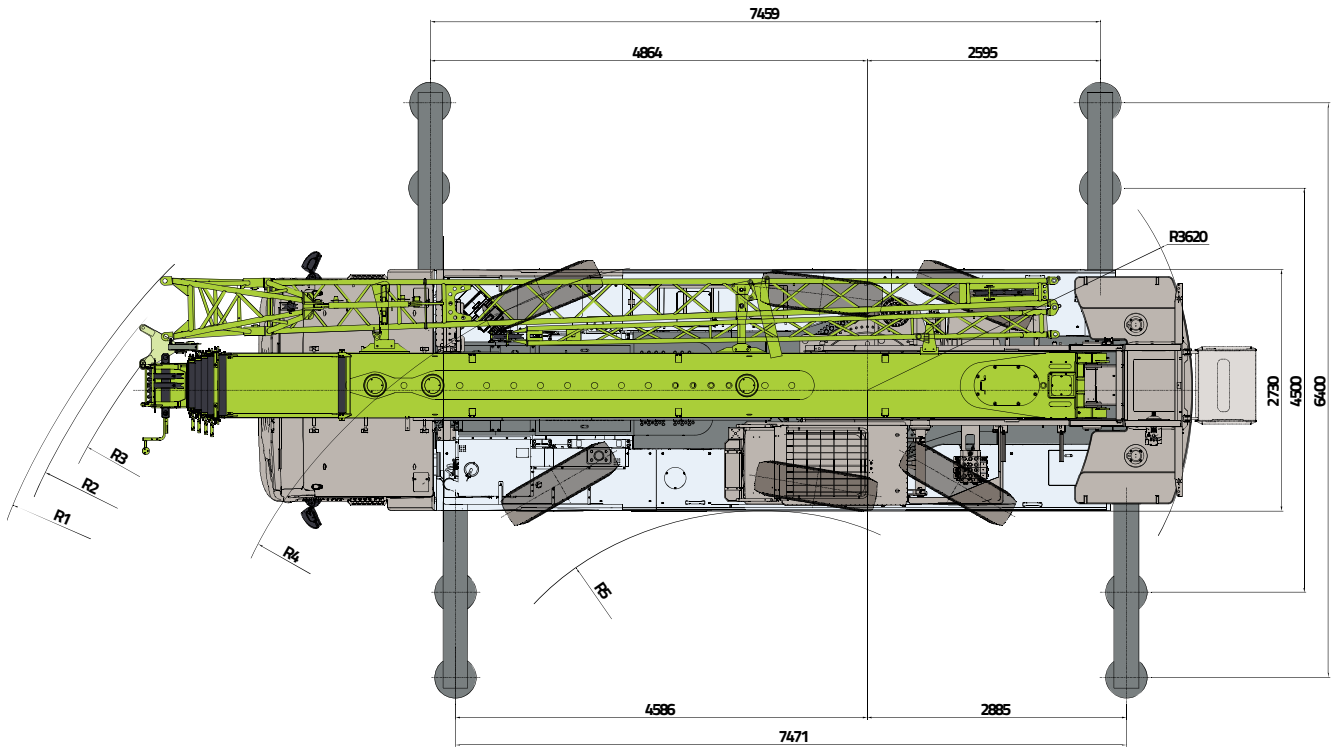
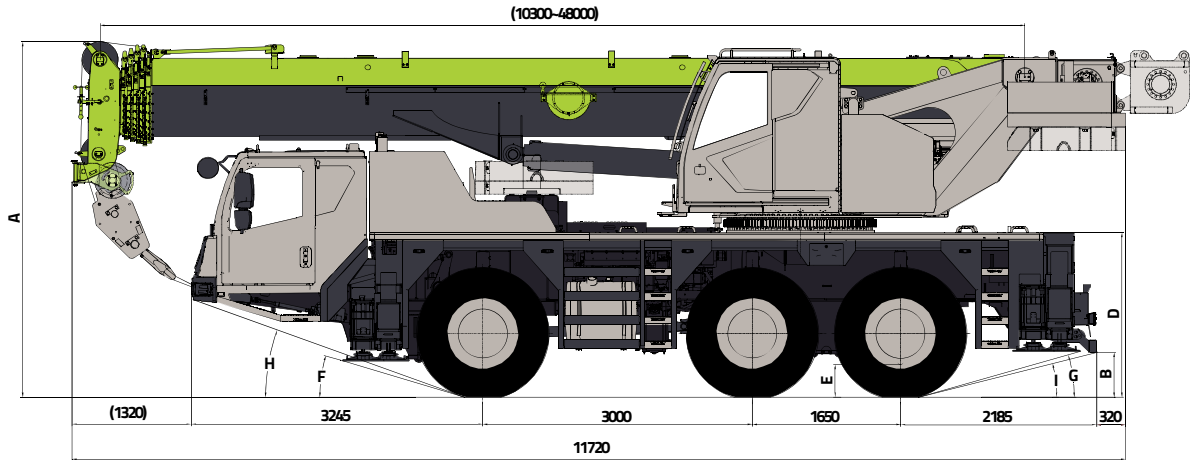
Table of Contents




01	Overall dimensions	4
02	ZAT600V6Z product introduction	5
03	Major technical parameters	7
04	Crane configurations	12
05	Travelling mode	14
06	OM combinations	15
07	Lifting height chart+rated capacity chart	17

Overall dimensions

Travelling status (unit: mm)



	A (mm)	B (mm)	C (mm)	D (mm)	E (mm)	F(°)	G(°)	H(°)	I(°)	R1 (mm)	R2 (mm)	R3 (mm)	R4 (mm)	R5 (mm)
525 / 80R25	3880	490	2730	1815	360	16	15	19	14	10700	10450	10100	8500	5740

ZAT600V6Z Product Introduction





48.0m



9.5-16m



13.0t



280kw

Major technical parameters

Item			Value	Remarks
Working performance	Max. rated lifting capacity	kg	60000	
	Max. load moment of basic boom	kN.m	1870	
	Max. load moment of max. length boom	kNm	980	
	Max. lifting height of basic boom	m	11.0	
	Max. lifting height of boom	m	48.8	
	Max. lifting height of jib	m	64.5	
Working speeds	Max. hoist rope speed (main winch)	m/min	135	
	Max. hoist rope speed (auxiliary winch)	m/min	135	Auxiliary winch is optional
	Boom derricking up time	s	40	
	Boom telescoping out time	min	400	
	Slewing speed	r/min	0-2.0	
Driving parameters	Max. operation altitude	m	2000	
	Max. driving speed	km/h	80.0	
	Max. gradeability	%	63.0	
	Min. turning diameter	m	17.0	
	Min. ground clearance	mm	360	
	Limit value for exhaust gas		Euro V for non-road vehicles	
	Approach angle	°	16.0	
	Departure angle	°	14.0	
Power system	Engine model		YCK10380-S500	
	Rated power/RPM	kW/r/min	280/1900	
	Max. net power/RPM	kW/r/min	275/1900	
	Max. output torque/RPM	N.m/r/min	1800/(1100-1450)	
Masses	Kerb mass during travelling	kg	36000	
	Total mass	kg	35850	
	Single axle load	kg	12000	

Dimensions	Overall dimensions (L×W×H)	mm	11720×2730×3880	
	Transversal distance between outriggers	m	6.4 (fully extended);	
	Longitudinal distance between outriggers	m	7.46	
	Slewing radius of counterweight	m	3620	
	Boom length	m	10.3-48.0	
	Boom angle	°	-2-82	
	fixed Jib length	m	9.5, 16.0	
	Jib angle		0, 20, 40	
Others	Boom telescoping mode		Single-cylinder pinning mechanism	
	Boom derricking mode		Mechanical derricking	





Optional components

No.	Description	Remarks
1	Hook	Standard configuration: 35t (Single hook) , 5t (Single hook) Optional configuration:60t (single hook), 50t (anchor hook), 10t (Single hook)
2	Auxiliary winch package	Optional for the auxiliary hoist mechanism
3	Outrigger pads	Dimension: 1550mm*1550mm*120mm, 4 pieces
4	Sleeper	Dimension: 100mm*100mm*1000mm, 4 pieces
5	Seat assy.	Dimension: 1550mm*1550mm*120mm, 4 pieces







Working conditions

Temperature	The ambient temperature range for crane operation is -20°C-40°C.
Wind speed	<p>During operation, the instantaneous wind speed should be taken as the actual one. Wind speed during crane operation should not exceed 14.1 m/s.</p> <p>The wind speed during crane operation (3 s instantaneous wind speed) = average value of wind speed for 10 minutes of 10 m above the ground × conversion coefficient 1.5.</p> <p>If the instantaneous wind speed is greater than the permissible value of 14.1 m/s (beaufort 5), while the crane is in operation, do the tasks that follow:</p> <ol style="list-style-type: none">(1) Stop the work (safely lower the load).(2) Retract the boom.(3) Correctly stow the boom.
Altitude	During crane operation, height above sea level should not be higher than 2000 m.

Hook

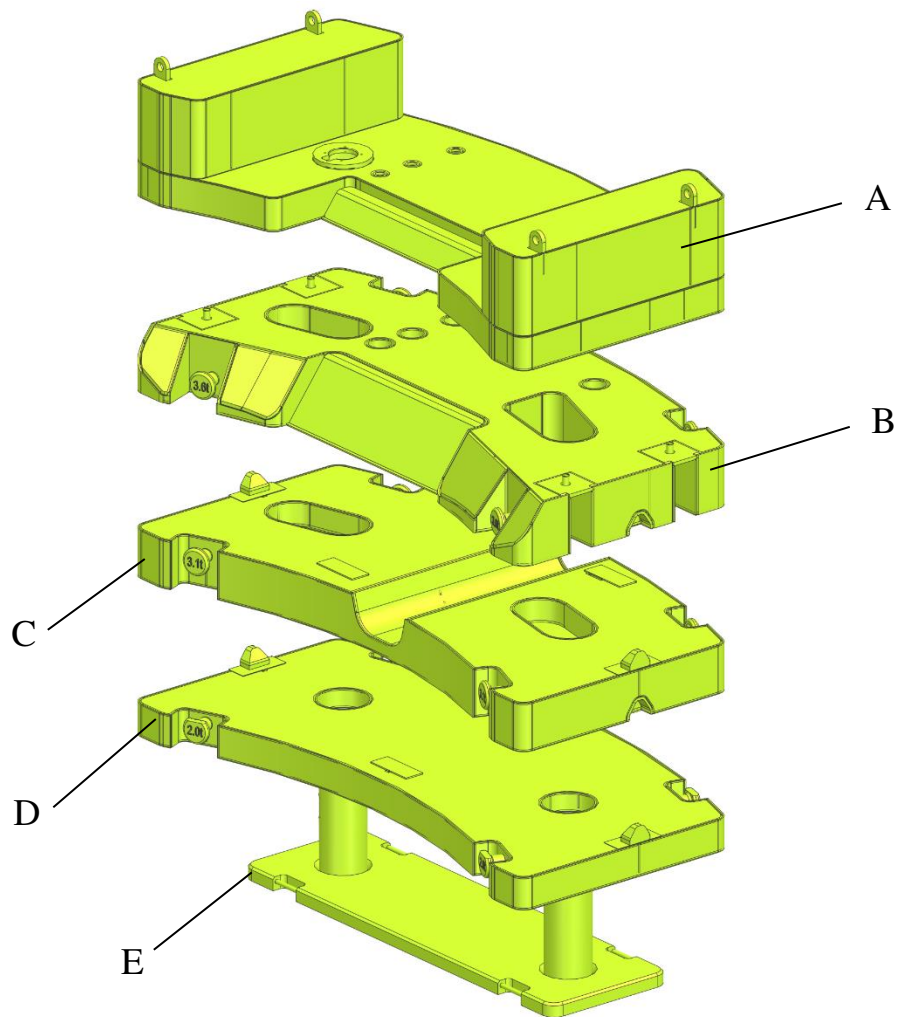
			
60t	510kg	1.50m×0.50m×0.55m	12
50t	420kg	1.30m×0.55m×0.55m	10
35t	340kg	1.40m×0.50m×0.50m	7
15t	262kg	1.35m×0.35m×0.55m	3
5t	100kg	0.80m×0.30m×0.30m	1

Wire rope

			
	17mm	220m	49.0kN
	17mm	140m	49.0kN

Note: 1 represents the main winch, and 2 represents the auxiliary winch


Counterweight



Description	Mass (t)	Dimensions (m)	Quantity (piece)
A (Fixed counterweight)	3.6t	2.6×1.4×0.6	1
B (auxiliary counterweight)	3.6t	2.6×1.4×0.3	1
C (middle movable counterweight I)	3.1t	2.6×1.4×0.3	1
D (middle movable counterweight II)	2.0t	2.6×1.4×0.25	1
E (lower counterweight)	0.7t	2.1×0.7×0.5	1

Counterweight combinations

Unit: piece

	A	B	C	D	E
3.6t	1	0	0	0	0
9.9t	1	1	0	1	1
11.0t	1	1	1	0	1
13.0t	1	1	1	1	1

Crane configurations



Superstructure

<p>● Hydraulic and control system</p>	<p>The superstructure hydraulic system is controlled in the electro-hydraulic proportional way through the integrated load moment limiter. The hydraulic system is an open-type variable system with small hydraulic losses, high working efficiency, fine movements, stable and reliable operations and stepless speed adjustment.</p> <p>A counterweight handler and the cab tilting mechanism are installed to ensure sound starting and braking performance and high reliability.</p>
<p>● Hoist mechanism</p>	<p>Composed of a hydraulic motor, winch balance valve, duplex winch brake valve, winch reducer, hoisting limit switch, lowering limit switch, and wire rope.</p>
<p>● Derricking mechanism</p>	<p>One front-mounted hydraulic cylinder with safety balance valve provides the boom with smooth derricking movements from -2° to 82°.</p>
<p>● Slewing mechanism</p>	<p>Dual reducers; consists of the hydraulic motor, slewing damping valve, normally closed brake, slewing reducer, and slewing bearing.</p>
<p>● Operator's cab</p>	<p>Steel structure body. Equipped with adjustable seat with headrest, adjustable console, air conditioning for heating and cooling, built-in sunshade, etc. Equipped with pilot control joysticks, windshield wiper and washer. The cab tilting mechanism can tilt the cab by maximum 20 degrees.</p>
<p>● Slewing platform</p>	<p>Single ribbed plate structured and optimized slewing platform made from high-strength steel plate makes the layout of articulated points of the boom and derricking mechanism more reasonable. The engine hood is of a human-based layout.</p> <p>There is a pinning mechanism installed in front of the slewing platform, which can prevent the superstructure from rotating during crane travelling.</p>
<p>● Counterweight</p>	<p>Underslung movable counterweight plates, total mass is 13.0t. Different counterweight combinations can be provided according to OM need.</p>
<p>● Outriggers</p>	<p>H-type outriggers, which are in box-shaped structure and welded of low-alloy and high-strength steel plate, are of good sectional performance and strong load bearing capability via finite element analysis and simulated design.</p> <p>One-section horizontal outrigger beam can be extended and retracted with a horizontal cylinder. Outrigger pads are mounted on the head of the vertical cylinder, and they can be moved horizontally so as to avoid overwidth during travelling..</p> <p>After the outriggers are fully extended or retracted, the outrigger pads can be locked with retaining pins.</p> <p>Manual outrigger control levers are fitted on both sides of the vehicle for controlling the outriggers to extend or retract simultaneously or independently. Each vertical cylinder is equipped with a two-way hydraulic lock to ensure stable and reliable operation of the crane.</p> <p>In addition, the crane also can work with outriggers 50%, 75% and 25% extended for narrow area operation.</p>
<p>● Safety devices</p>	<p>This crane is equipped with an automatic load moment limiter whose display and warning devices are all fitted in operator's cab.</p> <p>If the actual load reaches 90% of the rated one, the warning light lights up and the buzzer sends out slow acoustic warning.</p> <p>If the actual load approaches 100% of the rated one, the warning light lights up, the buzzer sends out fast acoustic warning and all dangerous movements</p>

	<p>are switched off.</p> <p>The basic parameters, such as moment ratio, boom angle, boom length, working radius, actual lifting capacity, maximum permissible lifting capacity and actual lifting height will be displayed on the digital LCD.</p> <p>This crane is also equipped with the following safety devices to ensure the crane safety:</p> <ol style="list-style-type: none"> a) Hoisting limit switch b) Hook safety device c) Lowering limit switch d) 5th outrigger overpressure protection device e) Two-way hydraulic lock f) Balance valve g) Relief valve h) Wireless remote controller
<p>● Boom and telescoping mechanism</p>	<p>The boom consists of 6 oval boom sections made of $\delta s=960\text{MPa}$ high strength structural steel, providing the boom with excellent bending-resistance capacity, super load bearing capacity, light deadweight, large lateral stiffness and small end deflection. The boom head adopts new plate-type structure, realizing larger lapping ratio between boom sections, and matching with embedded sliding blocks. A series of optimized design have the deadweight of the boom greatly decreased and the stress on the boom evenly distributed to avoid partial distortion. Furthermore, the boom has good guidance quality and adjustability. . The telescopic boom sections are telescoped in / out via the single-cylinder pinning mechanism with interlocking device, which can realize mechanical interlock and telescoping in order.</p>
<p>● Jib</p>	<p>It consists of two jib sections. They are folded on the side of boom when not used and can be installed and removed by inserted pins.</p> <p>The two jib sections are of a reducing and lattice structure.</p> <p>Jib section 1 is articulated on the head of top boom section with pins and can be assembled below an angle of 0°, 20° or 40° to the telescopic boom according to your needs. The jib angle can be changed in a stepless way conveniently.</p> <p>Jib length: Jib section 1: 9.5m Jib section 1 + jib section 2: 16 m</p>
<p>● Rooster sheave</p>	<p>It is secured at the outside of the boom head when it is not used. It can be rotated around the shaft and pinned onto the boom head when it is used.</p> <p>This option is set up for rapid hoists over the boom head to improve the working efficiency when the loads are light.</p>
<p>● Main and auxiliary hooks</p>	<p>Main hook: 35 t, with 4 pulleys, installed with a mounting lug at the end of the wire rope and an anti-slipping and anti-rotation hook latch</p> <p>Auxiliary hook (1 reeving): 5 t, installed with an anti-twist and anti-slipping hook latch</p> <p>Optional: refer to the list of optional hooks.</p>
<p>● Electrical system</p>	<p>Adopting two-wire system, the power supply is 24V DC, and the whole electrical system is composed of the chassis electrical system and the superstructure electrical system. The superstructure electrical system mainly includes hoisting and lowering limit switches, overloading control, emergency stop control, signal indication, etc. The above devices ensure that the crane has excellent safety performance and a good working environment. The chassis electrical system mainly includes: MP3 player, air conditioner and cab heater, etc. The above devices ensure that the crane has excellent driving performance and comfortable driving environment.</p>



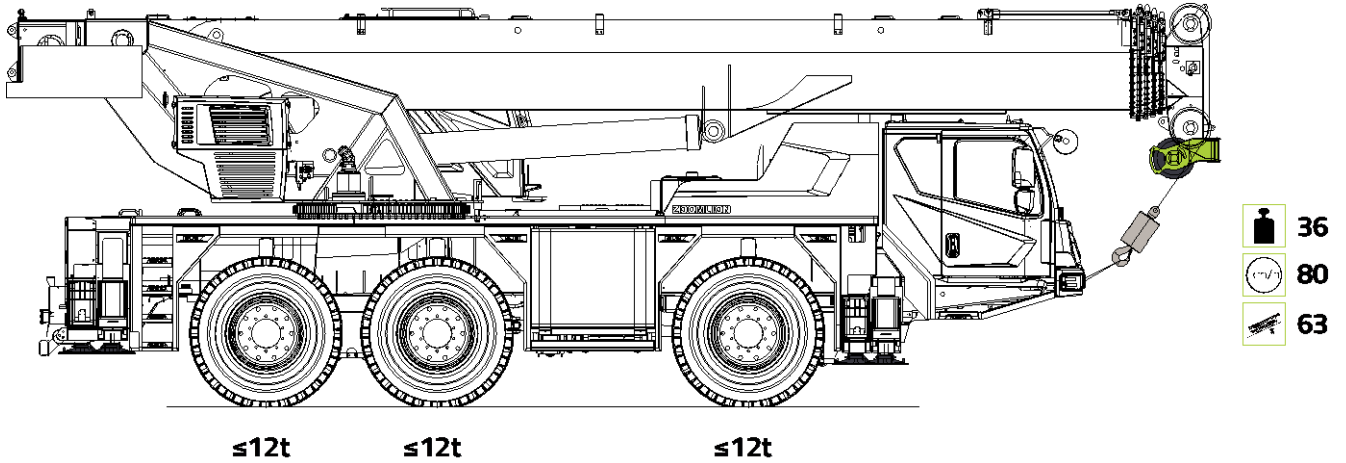
Chassis

● Engine	YCK10380-S500 engine: water cooled, six-cylinder in line, turbo charged intercooled diesel engine; max. net power: 275kW/1900r/min; rated power/rotational speed: 280kW/1900r/min; max. output torque/rotational speed: 1800N.m/(1100-1450) r/min; emission: Euro V for non-road vehicles;.
● Transmission	Imported Aillson 4500SP 6-AT transmission with 6 forward speeds and 1 reverse speed.
● Propeller shaft	Open-type layout, standard flange disk with transverse teeth for convenient and secure mounting; small inclination angle for high endurance and reliability.
● Chassis frame	Box-type structure made of high strength steel, with high bending resistance.
● Wheels and tires	Tire spec: 525/80R25; optional: 525/80R25.
● Steering system	Dual channel steering column and hydraulic steering system with emergency steering. Axle 1, 2, 3 and 4 are steerable, consisting of 6 steering modes, in which crab steering is possible, and steering of the rear axles can be locked when necessary.
● Suspension	Hydro-pneumatic suspension, balancing of axles loads in groups, adjustable suspension height, overall leveling of the whole crane, flexible support, rigid locking, suspension lifting/lowering at both sides and a single side; the tires can be lifted/lowered after the outriggers are extended.
● Braking System	Consists of the service brake, parking brake and auxiliary brake (also as emergency brake). Service brake: acting all wheels; Parking brake: acting all wheels. Auxiliary brake: engine auxiliary brake + optional hydraulic retarder
● Electrical system	12.3-inch full LCD screen provides interactive operational interface, which can display fault diagnosis. A reversing camera and visual and acoustic alarm system are installed. CAN bus control system is adopted; 28V, 150A generator.
● Driver's cab	Full-width driver's cab made of thin metal plates; laminated glass, two seats with high backrest, suspended driver's seat with seat belt and adjustable steering wheel, electronic instruments, various control switches and indicator lights, cigarette lighter, hat hook, fire extinguisher, MP3 player, reverse camera, combination air conditioning for heating and cooling.

Travelling mode

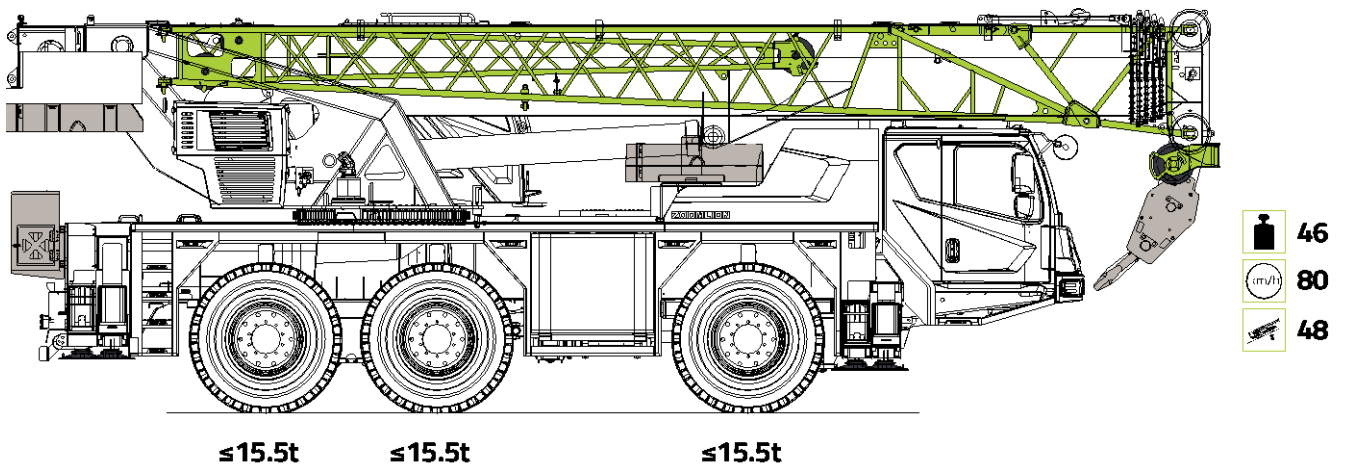
① the total mass of the whole crane is 36t:

Without the auxiliary winch, main hook, spare tire, jib and jib bracket; with the auxiliary hook (in front of the driver's cab), rooster sheave, outrigger pads, 3.6t fixed counterweight.



② The total mass of the whole crane is 46t:

Without the auxiliary winch and spare tire; with main hook, rooster sheave, outrigger pads, sleeper box, 13t counterweight (3.6t fixed counterweight on rear section of slewing platform, 3.6t auxiliary counterweight on fixed counterweight, and the rest is placed on the chassis frame).



OM combinations

T Boom
F Jib





T7

T7F

T7F2

Fixed jib combinations

9.5m	 A side-view technical drawing of a 9.5m fixed jib crane. The crane features a lattice-structured jib with a counterweight system at the top. The counterweight is a rectangular block with a circular weight on top. The jib is supported by a vertical mast on the left and a horizontal support structure on the right. The crane is shown in a horizontal position.
16m	 A side-view technical drawing of a 16m fixed jib crane. The crane features a lattice-structured jib with a counterweight system at the top. The counterweight is a rectangular block with a circular weight on top. The jib is supported by a vertical mast on the left and a horizontal support structure on the right. The crane is shown in a horizontal position.

Lifting height chart + rated capacity chart

Illustration for rated capacities



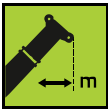







Illustration	Description
	Boom OM
	Outriggers fully extended
	Working radius
	Full range slewing
	Max. reeving number

Illustration	Description
	Jib OM
	Outriggers intermediately extended
	Counterweight mass
	Wind speed
	Rated capacity on hook

- Overloading is strictly prohibited under any circumstances. Pay special attention when working with the outriggers intermediately extended.
- The working radius is the horizontal gravity center distance of the hook block from the rotational axis of the crane superstructure measured at the ground; unit: m.
- When a working radius is between two values in the chart, the larger value should be used to ensure safety
- The values given in the rated capacity charts are the max. permissible lifting capacities under various OMs and specified operating conditions. The values as given in the tables include the mass of the hook (main hook: 340 auxiliary hook: 100kg) and slings

$$\text{Rated capacity} = \text{the actual lifting capacity of the crane} + \text{mass of the hook and slings}$$
- Working under overspeed wind is strictly prohibited under any circumstances. Operations are only allowed under wind grade 5 (instantaneous wind speed of 14.1m/s).
- Lateral sunlight will result in expansion of boom material, which will influence boom straightness to some extent.
- The hook and reeving factor in the rated capacity charts below are the max. spec for a corresponding operating mode (except in OM with special device installed). Select and use a suitable hook and reeving factor to decrease working tension of a single rope and reduce wire rope damage.
- The outriggers should be fully or intermediately extended for all rated capacities. It is prohibited to lift a load when the outriggers are not extended.
- Boom length can only be the values listed in the charts. I, II, III, IV, V, VI in the charts indicate different boom sections. They can only be telescoped out by the certain proportions indicated by 1-4. 1 indicates that the boom section is not extended, 2 indicates that the boom section is

extended by 45%, 3 indicates telescoping out by 90% and 4 indicates full extension.

10. The maximum lifting capacity for the rooster sheave is 5000 kg. If the rated lifting capacity found out in the rated capacity chart is less than 5000 kg according to the actual working conditions, the lifting capacity found out in the table should be referred to.

For example: with 13t counterweight

The rated lifting capacity is 5000 kg when the crane is working with 48 m long boom under 20 m working radius.

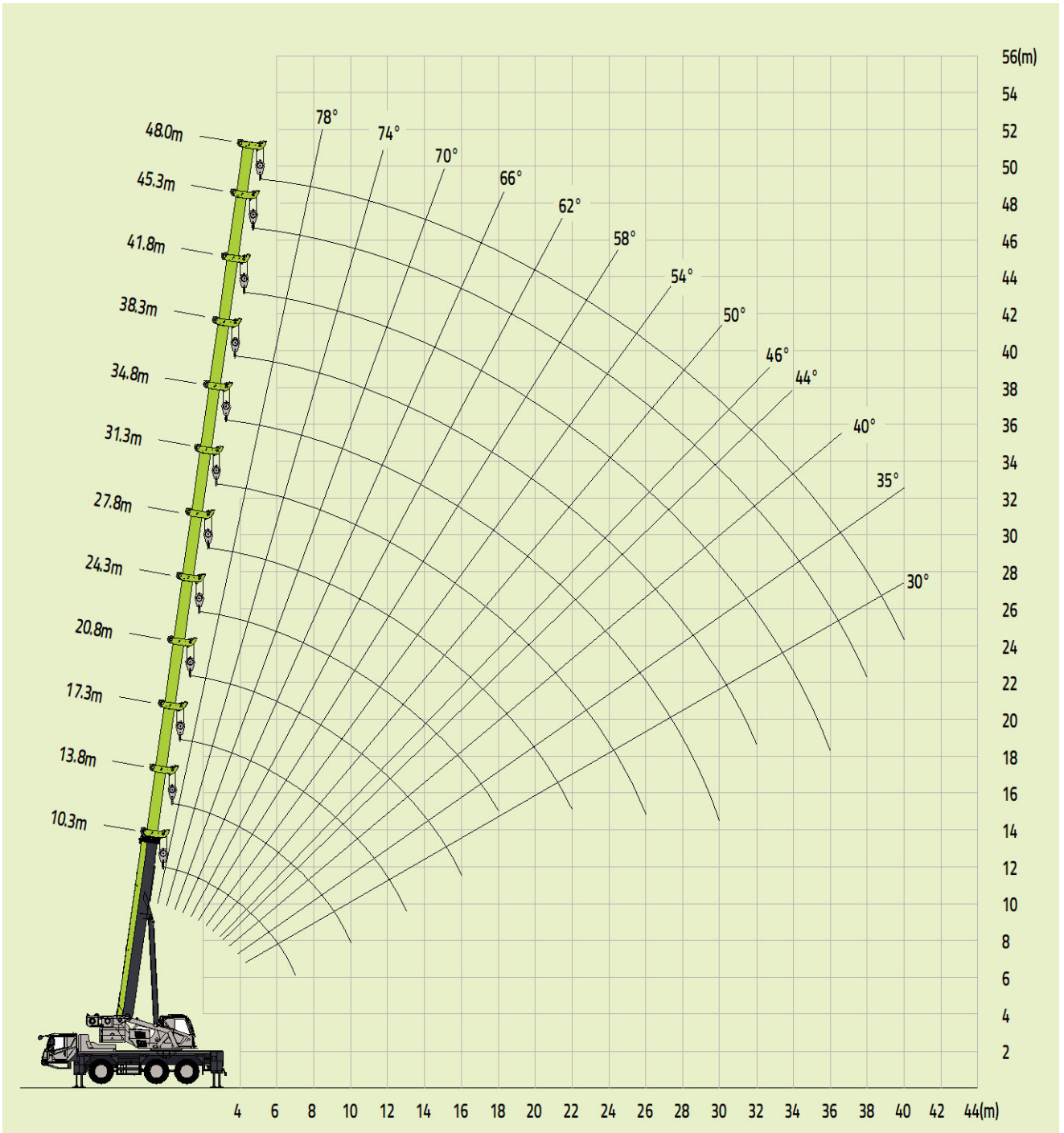
The rated lifting capacity is 2600 kg if the crane is working with 48 m long boom under 30 m working radius.


11. During operation, do not lift a load with both the main hook and auxiliary hook simultaneously.
12. The lifting height charts do not take changes of working radius and height caused by boom deflection into consideration.
13. The crane can only lift a load within the OMs listed in these charts. Blank areas in the chart are prohibited for lifting a load. Even if the hook is unloaded, the crane may tip over within these blank areas.
14. Before operating the superstructure, make sure that the outriggers have been extended according to the OM in the charts, and the outriggers should be secured using pins.
15. Before carrying out a lift, all tires should be supported off ground.
16. Before carrying out a lift, make sure the crane is leveled; check the crane levelness at times during lift operation.
17. The rated capacities in the charts are ones with only boom installed. If the jib is installed onto the boom head, the rated capacities should be subtracted by the mass of the hook and sling, and an extra 2.0t.
18. For rated capacities of 60t, other conforming hooks should be used, and the reeving number should be 12.
19. Telescoping the boom with a suspended load is strictly prohibited.
20. The rated capacities marked with ★ are with the optimal telescoping mode.
21. The rated capacities marked with ★★ are for the crane to over the rear working area.
22. Unit of rated capacities: t.









WARNING: When the boom length exceeds 30m, even if the hook is unloaded, derricking must be operated in strict accordance with the lifting height chart, otherwise it will cause overturning accidents.

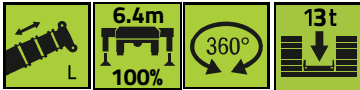
Lifting height chart









T

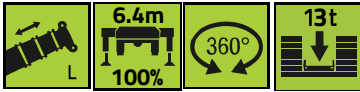













	10.3 ★★	10.3	13.8			13.8 ★	17.3				17.3 ★		
2.1	60.0											2.1	
2.4	58.8											2.4	
2.5	58.2											2.5	
3.0	54.6	43.0	21.0	37.0	42.3	42.5	15.0	23.0	34.5	41.0	41.0	3.0	
3.5	50.0	43.0	20.0	34.0	42.0	42.3	14.0	22.0	32.0	40.2	40.7	3.5	
4.0	45.0	40.8	19.0	31.0	40.2	40.5	13.0	21.0	30.0	38.2	38.5	4.0	
4.5	41.0	37.7	18.0	29.0	37.5	37.5	12.2	20.0	28.5	35.2	35.5	4.5	
5.0	37.0	35.3	17.0	27.0	35.0	35.0	11.5	19.0	27.0	33.0	33.2	5.0	
6.0	31.8	29.8	15.3	24.0	29.7	29.8	10.4	17.0	24.1	29.5	29.6	6.0	
7.0	26.5	24.5	14.3	21.5	24.7	24.7	9.5	15.4	21.5	25.5	25.2	7.0	
8.0			13.2	19.4	21.5	21.7	8.7	14.0	19.7	22.5	22.0	8.0	
9.0			12.5	17.8	19.5	19.0	8.0	13.0	18.0	19.5	18.8	9.0	
10.0			11.8	16.5	16.3	15.8	7.5	12.0	16.5	16.5	15.7	10.0	
11.0							7.0	11.1	14.3	14.0	13.4	11.0	
12.0							6.5	10.4	12.4	12.0	11.5	12.0	
13.0							6.1	9.7	11.1	10.5	10.0	13.0	
	12	10					9						
	60t	50t											
Telescoping mode	I	1	1	1	1	1	1	1	1	1	1	2	Telescoping mode
	II	1	1	1	1	1	2	1	1	1	2	2	
	III	1	1	1	1	2	1	1	1	2	2	1	
	IV	1	1	1	2	1	1	1	2	2	1	1	
	V	1	1	2	1	1	1	3	2	1	1	1	
	14.1												




	20.8					20.8 ★	24.3				24.3 ★	
3.0	16.5	16.5	25.0	36.0	36.0	36.0	14.0	17.8	19.4	27.5		3.0
3.5	15.4	15.4	24.0	35.5	35.5	35.5	13.0	16.4	18.0	26.4		3.5
4.0	14.3	14.3	23.0	35.0	35.0	35.0	12.1	15.3	16.8	25.3	32.0	4.0
4.5	13.3	13.3	22.0	33.0	34.0	34.0	11.3	14.3	15.7	24.2	32.0	4.5
5.0	12.5	12.5	21.0	31.5	32.0	32.0	10.6	13.5	14.8	23.3	32.0	5.0
6.0	11.1	11.1	19.2	28.0	28.5	28.5	9.4	12.0	13.1	21.6	31.0	6.0
7.0	10.0	10.0	17.4	25.0	25.5	25.5	8.5	10.8	12.0	19.7	30.0	7.0
8.0	9.1	9.0	15.8	23.0	22.5	22.5	7.7	10.0	10.9	18.0	27.0	8.0
9.0	8.3	8.2	14.5	20.2	19.0	19.0	7.0	9.2	10.0	16.5	24.5	9.0
10.0	7.7	7.7	13.3	17.0	16.1	16.1	6.5	8.4	9.2	15.3	22.5	10.0
11.0	7.1	7.1	12.3	14.6	13.8	13.8	6.0	7.8	8.5	14.2	19.5	11.0
12.0	6.6	6.6	11.5	12.6	12.0	12.0	5.5	7.3	7.9	13.1	16.5	12.0
13.0	6.2	6.2	10.7	11.0	10.4	10.4	5.1	6.8	7.4	11.6	14.2	13.0
14.0	5.8	5.8	10.0	9.7	9.2	9.2	4.8	6.4	6.9	10.3	12.3	14.0
15.0	5.5	5.4	9.2	8.5	8.0	8.0	4.5	6.0	6.5	9.2	10.8	15.0
16.0	5.2	5.1	8.3	7.8	7.1	7.1	4.2	5.6	6.1	8.3	9.5	16.0
18.0							3.8	5.1	5.5	6.8	8.6	
	8					7						
	50t					35t						
Telescoping mode	I	1	1	1	1	2	1	1	1	1	2	I
	II	1	1	1	2	2	1	1	1	2	2	II
	III	1	1	2	2	2	1	2	3	2	2	III
	IV	2	3	2	2	1	3	3	2	2	2	IV
	V	3	2	2	1	1	3	2	2	2	1	V
	12.8											












	27.8					27.8 ★	31.3				31.3 ★		
3.5	13.5	15.8	20.0	24.5	25.0							3.5	
4.0	12.6	14.8	18.8	22.8	25.0	12.5	15.5	19.0	20.0	20.0	20.0	4.0	
4.5	12.0	13.8	17.6	21.5	25.0	11.8	14.7	18.0	20.0	20.0	20.0	4.5	
5.0	11.2	13.0	16.6	20.1	25.0	11.2	13.9	17.0	20.0	20.0	20.0	5.0	
6.0	10.1	11.5	14.8	18.0	23.2	10.0	12.4	15.3	19.0	20.0	20.0	6.0	
7.0	9.1	10.3	13.4	16.2	21.3	9.0	11.2	13.8	17.1	19.2	19.2	7.0	
8.0	8.2	9.4	12.0	14.6	19.7	8.1	10.1	12.5	15.5	17.6	17.6	8.0	
9.0	7.5	8.6	11.1	13.4	18.0	7.5	9.4	11.4	14.2	16.2	16.2	9.0	
10.0	6.9	7.8	10.3	12.3	16.5	6.9	8.7	10.4	13.0	15.0	15.0	10.0	
11.0	6.4	7.2	9.5	11.3	14.5	6.3	8.0	9.5	12.0	13.8	13.8	11.0	
12.0	6.0	6.7	8.8	10.6	12.8	5.8	7.4	9.0	11.3	12.2	12.2	12.0	
13.0	5.5	6.2	8.2	9.8	11.2	5.4	6.8	8.3	10.5	10.6	10.6	13.0	
14.0	5.2	5.8	7.7	9.2	10.0	5.0	6.4	7.8	9.8	9.8	9.8	14.0	
15.0	4.9	5.4	7.3	8.6	8.9	4.7	6.0	7.3	8.8	8.7	8.7	15.0	
16.0	4.6	5.0	6.8	8.1	8.0	4.4	5.6	6.8	7.9	7.8	7.8	16.0	
18.0	4.1	4.5	6.1	6.7	6.5	3.9	5.0	6.0	6.4	6.3	6.3	18.0	
20.0	3.7	4.0	5.5	5.6	5.4	3.4	4.4	5.4	5.3	5.2	5.2	20.0	
22.0	3.4	3.6	4.8	4.7	4.5	3.1	4.0	4.7	4.4	4.3	4.3	22.0	
24.0						2.8	3.6	4.0	3.7	3.6	3.6	24.0	
26.0						2.5	3.3	3.4	3.1	2.9	2.9	26.0	
	6					5							
	35t												
Telescoping mode	I	1	1	1	1	2	1	1	1	2	3	I	Telescoping mode
	II	1	1	2	3	2	1	2	3	3	2	II	
	III	2	3	3	2	2	3	3	3	2	2	III	
	IV	3	3	2	2	2	3	3	2	2	2	IV	
	V	3	2	2	2	2	3	2	2	2	2	V	
	12.8					11.1							











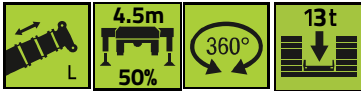
		34.8			34.8 ★	38.3		38.3 ★	41.8	41.8 ★	45.3 ★	48.0 ★		
		5.0	12.0	14.0	16.0	16.0								5.0
		6.0	11.0	13.0	15.5	16.0	11.0	13.0	15.0					6.0
		7.0	10.0	11.8	14.6	16.0	10.3	12.3	14.5	10.0	11.0			7.0
		8.0	9.1	10.8	13.4	15.5	9.4	11.3	13.5	10.0	11.0	9.0		8.0
		9.0	8.4	10.0	12.3	14.4	8.7	10.5	12.7	9.2	10.6	9.0	8.0	9.0
		10.0	7.7	9.2	11.2	13.4	8.2	10.0	11.9	8.7	10.2	8.6	8.0	10.0
		11.0	7.1	8.4	10.3	12.4	7.7	9.2	11.1	8.2	9.7	8.2	7.7	11.0
		12.0	6.6	8.0	9.8	11.5	7.1	8.6	10.3	7.7	9.1	7.7	7.4	12.0
		13.0	6.1	7.4	9.1	10.7	6.6	8.0	9.7	7.3	8.6	7.3	7.0	13.0
		14.0	5.7	6.9	8.5	9.8	6.2	7.5	9.0	6.8	8.1	7.0	6.6	14.0
		15.0	5.3	6.4	8.0	8.7	5.9	7.1	8.5	6.4	7.6	6.8	6.3	15.0
		16.0	5.0	6.1	7.5	7.9	5.6	6.6	7.8	6.0	7.2	6.4	6.0	16.0
		18.0	4.4	5.4	6.5	6.3	5.0	6.0	6.4	5.4	6.4	5.8	5.5	18.0
		20.0	4.0	4.8	5.4	5.2	4.5	5.4	5.4	4.8	5.5	5.2	5.0	20.0
		22.0	3.6	4.3	4.5	4.3	4.0	4.7	4.5	4.4	4.6	4.6	4.5	22.0
		24.0	3.3	3.9	3.8	3.6	3.6	4.0	3.7	4.0	3.9	4.0	4.1	24.0
		26.0	3.0	3.5	3.2	3.0	3.3	3.4	3.1	3.6	3.3	3.5	3.6	26.0
		28.0	2.7	3.0	2.7	2.5	3.0	2.9	2.6	3.1	2.8	3.0	3.0	28.0
		30.0	2.5	2.6	2.3	2.0	2.8	2.5	2.1	2.7	2.3	2.6	2.6	30.0
		32.0					2.4	2.1	1.8	2.3	1.9	2.2	2.2	32.0
		34.0								2.0	1.6	1.8	1.8	34.0
		36.0								1.7	1.3	1.5	1.5	36.0
		38.0										1.3	1.3	38.0
		40.0											1.1	40.0
		4						3						
		35t						15t						
Telescoping mode	I	1	1	2	3	1	2	3	2	3	3	4	I	Telescoping mode
	II	2	3	3	3	3	3	3	3	3	3	4	II	
	III	3	3	3	2	3	3	3	3	3	3	4	III	
	IV	3	3	2	2	3	3	2	3	3	3	4	IV	
	V	3	2	2	2	3	2	2	3	2	3	4	V	
		11.1												




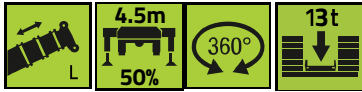
 m	10.3	13.8			13.8 ★	17.3				17.3 ★	 m	
3.0	43.0	21.0	37.0	42.3	42.5	15.0	23.0	34.5	41.0	41.0	3.0	
3.5	41.0	20.0	34.0	42.0	42.0	14.0	22.0	32.0	40.2	40.7	3.5	
4.0	37.0	19.0	31.0	37.5	37.5	13.0	21.0	30.0	38.2	38.5	4.0	
4.5	33.0	18.0	29.0	34.0	34.0	12.2	20.0	28.5	35.2	35.0	4.5	
5.0	31.0	17.0	27.0	32.0	31.0	11.5	19.0	27.0	31.0	31.0	5.0	
6.0	23.0	15.3	24.2	25.0	24.5	10.4	17.0	24.0	25.6	24.6	6.0	
7.0	18.0	14.3	19.6	19.4	19.0	9.5	15.4	20.1	19.5	18.7	7.0	
8.0		13.2	15.5	15.4	15.0	8.7	14.0	16.0	15.6	14.7	8.0	
9.0		12.5	13.0	12.6	12.2	8.0	13.0	13.2	12.8	12.0	9.0	
10.0		11.0	10.7	10.5	10.2	7.5	11.5	11.1	10.5	1.0	10.0	
11.0						6.9	10.0	9.5	9.0	8.3	11.0	
12.0						6.5	8.5	8.1	7.7	7.0	12.0	
13.0						6.1	7.5	7.1	6.6	6.0	13.0	
	10					9						
	50t											
Telescoping mode	I	1	1	1	1	1	1	1	1	2	I	
	II	1	1	1	1	2	1	1	1	2	2	II
	III	1	1	1	2	1	1	1	2	2	1	III
	IV	1	1	2	1	1	1	2	2	1	1	IV
	V	1	2	1	1	1	3	2	1	1	1	V
 m/s	14.1										 m/s	











	20.8				20.8 ★	24.3				24.3 ★		
3.0	16.5	16.3	25.0	36.0	36.0	14.0	17.8	19.4	27.5	32.0	3.0	
3.5	15.4	15.4	24.0	35.5	35.5	13.0	16.4	18.0	26.4	32.0	3.5	
4.0	14.3	14.3	23.0	35.0	35.0	12.1	15.3	16.8	25.3	32.0	4.0	
4.5	13.3	13.3	22.0	33.0	31.0	11.3	14.3	15.7	24.2	31.0	4.5	
5.0	12.5	12.5	21.0	31.5	30.0	10.6	13.5	14.8	23.3	29.0	5.0	
6.0	11.1	11.1	19.2	26.3	25.4	9.4	12.0	13.1	21.6	25.8	6.0	
7.0	10.0	10.0	17.4	20.2	19.2	8.5	10.8	12.0	19.7	19.6	7.0	
8.0	9.1	9.0	15.8	16.1	15.2	7.7	10.0	10.9	16.7	15.5	8.0	
9.0	8.3	8.2	13.8	13.2	12.4	7.0	9.2	10.0	13.8	12.8	9.0	
10.0	7.8	7.7	11.7	11.1	10.3	6.5	8.4	9.2	11.6	10.8	10.0	
11.0	7.1	7.1	10.0	9.5	8.7	6.0	7.8	8.5	10.0	9.1	11.0	
12.0	6.7	6.6	8.7	8.2	7.4	5.5	7.3	7.9	8.6	7.9	12.0	
13.0	6.2	6.1	7.6	7.1	6.3	5.1	6.8	7.4	7.5	6.9	13.0	
14.0	5.8	5.8	6.7	6.2	5.5	4.8	6.4	6.9	6.6	6.0	14.0	
15.0	5.5	5.4	6.0	5.4	4.8	4.5	6.0	6.1	6.0	5.2	15.0	
16.0	5.2	5.1	5.3	4.8	4.2	4.2	5.6	5.4	5.2	4.5	16.0	
18.0						3.8	4.5	4.4	4.2	3.6	18.0	
	8					7						
	50t											
Telescoping mode	I	1	1	1	1	2	1	1	1	1	2	I
	II	1	1	1	2	2	1	1	1	2	2	II
	III	1	1	2	2	2	1	2	3	2	2	III
	IV	2	3	2	2	1	3	3	2	2	2	IV
	V	3	2	2	1	1	3	2	2	2	1	V
	12.8											



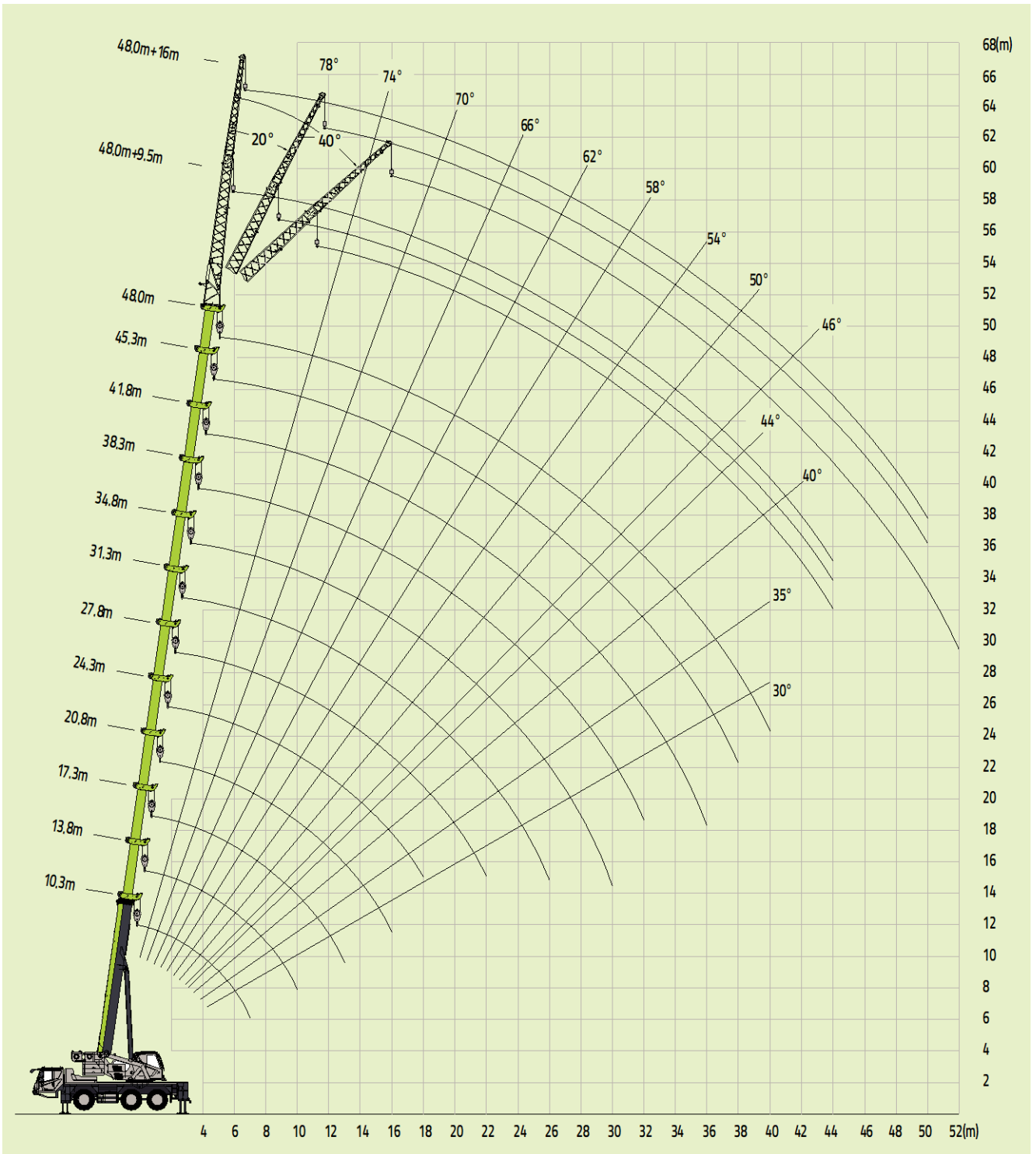
	27.8					27.8 ★	31.3				31.3 ★	
3.5	13.5	15.8	20.0	24.5	25.0							3.5
4.0	12.6	14.8	18.8	22.8	25.0	12.5	15.5	19.0	20.0	20.0	20.0	4.0
4.5	12.0	13.8	17.6	21.5	25.0	11.8	14.7	18.0	20.0	20.0	20.0	4.5
5.0	11.2	13.0	16.6	20.1	25.0	11.2	13.9	17.0	20.0	20.0	20.0	5.0
6.0	10.1	11.5	14.8	18.0	23.0	10.0	12.4	15.3	19.0	20.0	20.0	6.0
7.0	9.1	10.3	13.4	16.2	20.3	9.0	11.2	13.8	17.1	18.7	18.7	7.0
8.0	8.3	9.4	12.0	14.6	16.2	8.1	10.1	12.5	15.5	16.0	16.0	8.0
9.0	7.6	8.6	11.1	13.4	13.3	7.5	9.4	11.4	13.5	13.2	13.2	9.0
10.0	7.0	7.8	10.3	11.6	11.3	6.9	8.7	10.4	11.4	11.0	11.0	10.0
11.0	6.4	7.2	9.5	10.0	9.6	6.3	8.0	9.5	9.7	9.4	9.4	11.0
12.0	6.0	6.7	8.8	8.6	8.3	5.8	7.4	8.8	8.4	8.1	8.1	12.0
13.0	5.5	6.2	7.8	7.5	7.2	5.4	6.8	7.7	7.3	7.1	7.1	13.0
14.0	5.2	5.8	6.8	6.6	6.3	5.0	6.4	6.8	6.4	6.2	6.2	14.0
15.0	5.0	5.4	6.0	5.9	5.7	4.7	6.0	6.1	5.7	5.4	5.4	15.0
16.0	4.6	5.0	5.4	5.3	5.0	4.4	5.6	5.4	5.0	4.8	4.8	16.0
18.0	4.1	4.5	4.3	4.2	4.0	3.9	4.6	4.4	4.0	3.8	3.8	18.0
20.0	3.7	3.8	3.6	3.5	3.1	3.4	3.8	3.5	3.2	3.0	3.0	20.0
22.0	3.4	3.2	2.9	2.7	2.5	3.1	3.1	2.9	2.5	2.3	2.3	22.0
24.0						2.8	2.6	2.4	2.0	1.8	1.8	24.0
26.0						2.4	2.1	1.9	1.6	1.4	1.4	26.0
	6					5						
	35t											
Telescoping	I	1	1	1	1	2	1	1	1	2	3	I
	II	1	1	2	3	2	1	2	3	3	2	II
	III	2	3	3	2	2	3	3	3	2	2	III
	IV	3	3	2	2	2	3	3	2	2	2	IV
	V	3	2	2	2	2	3	2	2	2	2	V
	12.8					11.1						












	34.8				34.8 ★	38.3		38.3 ★	41.8	41.8 ★	45.3 ★	48.0 ★	
5.0	12.0	14.0	16.0	16.0									5.0
6.0	11.0	13.0	15.5	16.0	11.0	13.0	15.0						6.0
7.0	10.0	11.8	14.6	16.0	10.3	12.3	14.5	10.0	11.0				7.0
8.0	9.1	10.8	13.4	16.0	9.4	11.3	13.5	10.0	11.0	9.0			8.0
9.0	8.4	10.0	12.3	13.0	8.7	10.5	12.7	9.2	10.6	9.0	8.0		9.0
10.0	7.7	9.2	11.2	11.0	8.2	10.0	11.1	8.7	10.2	8.6	8.0		10.0
11.0	7.1	8.4	9.8	9.5	7.7	9.2	9.7	8.2	9.7	8.2	7.7		11.0
12.0	6.6	8.0	8.5	8.2	7.1	8.6	8.4	7.7	8.6	7.7	7.4		12.0
13.0	6.1	7.4	7.5	7.1	6.6	7.7	7.3	7.3	7.5	7.3	7.0		13.0
14.0	5.7	6.9	6.6	6.2	6.2	6.8	6.4	6.8	6.6	6.9	6.6		14.0
15.0	5.4	6.1	5.8	5.5	5.9	6.0	5.6	6.3	5.8	6.1	6.1		15.0
16.0	5.0	5.6	5.2	4.8	5.6	5.4	5.0	5.6	5.2	5.4	5.5		16.0
18.0	4.4	4.5	4.1	3.8	4.8	4.3	4.0	4.5	4.1	4.4	4.4		18.0
20.0	4.0	3.7	3.3	3.0	4.0	3.5	3.1	3.7	3.3	3.5	3.6		20.0
22.0	3.6	3.1	2.7	2.4	3.3	2.8	2.5	3.0	2.7	2.9	2.9		22.0
24.0	3.2	2.5	2.1	1.8	2.7	2.3	2.0	2.5	2.1	2.3	2.4		24.0
26.0	3.0	2.1	1.7	1.4	2.3	1.9	1.5	2.1	1.7	1.9	1.9		26.0
28.0	2.7	1.7	1.3	1.0	1.9	1.5	1.1	1.7	1.3	1.5	1.5		28.0
30.0					1.6	1.2	0.8	1.4	1.0	1.2	1.2		30.0
32.0					1.3	0.9	0.5	1.1	0.7	0.9	1.0		32.0
34.0								0.8	0.5	0.7	0.7		34.0
36.0											0.5		36.0
	4				3								
	35t				15t								
Telescoping mode	I	1	1	2	3	1	2	3	2	3	3	4	I
	II	2	3	3	3	3	3	3	3	3	3	4	II
	III	3	3	3	2	3	3	3	3	3	3	4	III
	IV	3	3	2	2	3	3	2	3	3	3	4	IV
	V	3	2	2	2	3	2	2	3	2	3	4	V
	11.1												


Lifting height chart









TF+TF2














	10.3+9.5			10.3+16.0			34.8+9.5			34.8+16.0				
	0°	20°	40°	0°	20°	40°	0°	20°	40°	0°	20°	40°		
3	7.9			4									3	
3.5	7.7			3.7									3.5	
4	7.6			3.6									4	
4.5	7.5	6.5		3.4									4.5	
5	7.4	6.4		3.3									5	
6	7.3	6.3		3									6	
7	6.8	6.2	5.0	2.8			7.5						7	
8	6.2	5.6	4.8	2.6	2.0		7.5			3.4			8	
9	5.5	5.3	4.7	2.4	2.1		6.8			3.3			9	
10	5.1	5.0	4.5	2.3	1.9		6.8	5.3		3.2			10	
12	4.7	4.8	4.2	2.2	1.8	1.5	6.2	5.1	4.3	3.0			12	
14	3.8	4.2	4.0	1.9	1.7	1.4	5.6	4.6	4.2	2.8	1.9		14	
16		4.0	3.9	1.6	1.6	1.4	5.0	4.4	3.9	2.6	1.8		16	
18				1.5	1.5	1.3	4.5	4.0	3.6	2.4	1.8	1.4	18	
20				1.4	1.4	1.2	4.0	3.7	3.3	2.2	1.7	1.4	20	
22					1.3	1.2	3.7	3.4	3.1	2.1	1.6	1.4	22	
24					1.2		3.3	3.2	2.9	2.0	1.6	1.3	24	
26							3.2	3.0	2.8	1.9	1.5	1.3	26	
28							2.6	2.8	2.6	1.7	1.4	1.3	28	
30							2.2	2.4	2.5	1.6	1.4	1.3	30	
32							1.8	2.0	2.0	1.5	1.3	1.2	32	
34							1.5	1.6	1.6	1.5	1.3	1.2	34	
36							1.2	1.3	1.3	1.4	1.2	1.2	36	
38							1.0	1.0	1.0	1.3	1.2	1.1	38	
40										1.1	1.1	1.1	40	
42										1.0	1.1	1.1	42	
44										0.7	0.8	0.8	44	
	2		1			2		1						
	15t		5t			15t		5t						
Telescoping mode	I	1	1	1	1	1	1	3	3	3	3	3	3	Telescoping mode
	II	1	1	1	1	1	1	3	3	3	3	3	3	
	III	1	1	1	1	1	1	2	2	2	2	2	2	
	IV	1	1	1	1	1	1	2	2	2	2	2	2	
	V	1	1	1	1	1	1	2	2	2	2	2	2	
	9.0													



	38.3+9.5			38.3+16.0			41.8+9.5			41.8+16.0				
	0°	20°	40°	0°	20°	40°	0°	20°	40°	0°	20°	40°		
9	6.6						6.0						9	
10	6.3			3.2			5.8						10	
12	5.8	4.8		3.2			5.3			3.0			12	
14	5.3	4.6	3.7	3.0			5.0	4.0		2.8			14	
16	4.8	4.2	3.5	2.8	1.8		4.6	3.9	3.3	2.6	1.8		16	
18	4.3	3.8	3.4	2.6	1.8	1.4	4.1	3.6	3.2	2.4	1.8		18	
20	4.0	3.5	3.2	2.5	1.7	1.4	3.8	3.4	3.0	2.2	1.7	1.3	20	
22	3.6	3.3	3.0	2.4	1.6	1.4	3.4	3.1	2.8	2.1	1.6	1.3	22	
24	3.3	3.1	2.8	2.0	1.6	1.3	3.1	3.0	2.6	2.0	1.5	1.3	24	
26	3.2	2.8	2.6	1.8	1.5	1.3	2.8	2.7	2.5	1.8	1.5	1.3	26	
28	2.7	2.7	2.5	1.7	1.4	1.3	2.7	2.5	2.4	1.6	1.4	1.2	28	
30	2.2	2.4	2.4	1.6	1.3	1.2	2.4	2.3	2.2	1.6	1.3	1.2	30	
32	1.9	2.0	2.1	1.5	1.3	1.2	2.0	2.1	2.1	1.5	1.3	1.2	32	
34	1.6	1.7	1.7	1.4	1.3	1.2	1.6	1.8	1.8	1.4	1.2	1.1	34	
36	1.2	1.4	1.4	1.3	1.2	1.1	1.4	1.5	1.5	1.3	1.2	1.0	36	
38	1.0	1.1	1.1	1.3	1.2	1.1	1.0	1.2	1.2	1.3	1.1	1.0	38	
40	0.8	0.8	0.8	1.2	1.1	1.1	0.8	1.0	1.0	1.2	1.1	1.0	40	
42				1.0	1.1	1.1	0.7	0.7	0.7	1.0	1.0	1.0	42	
44				0.7	0.9	1.0				0.8	1.0	1.0	44	
46					0.7	0.6				0.6	0.7	0.8	46	
48										0.5	0.6	0.6	48	
50											0.4	0.4	50	
	2	1					2	1						
	15t	5t					15t	5t						
Telescoping mode	I	3	3	3	3	3	3	3	3	3	3	3	3	Telescoping mode
	II	3	3	3	3	3	3	3	3	3	3	3	3	
	III	3	3	3	3	3	3	3	3	3	3	3	3	
	IV	2	2	2	2	2	2	3	3	3	3	3	3	
	V	2	2	2	2	2	2	2	2	2	2	2	2	
	9.0													




	45.3+9.5			45.3+16.0			48.0+9.5			48.0+16.0				
	0°	20°	40°	0°	20°	40°	0°	20°	40°	0°	20°	40°		
12	4.8			2.8			4.5						12	
14	4.3	3.5		2.7			4.1			2.4			14	
16	4.0	3.3	2.9	2.5			4.0	3.1		2.3			16	
18	3.5	3.0	2.8	2.3	1.7		3.8	3.0	2.5	2.2	1.6		18	
20	3.2	2.7	2.5	2.1	1.7	1.4	3.1	2.7	2.5	2.1	1.6		20	
22	3.0	2.6	2.4	2.0	1.5	1.3	2.8	2.5	2.3	2.0	1.5	1.4	22	
24	2.7	2.4	2.2	1.8	1.5	1.3	2.5	2.3	2.1	1.8	1.5	1.3	24	
26	2.4	2.2	2.1	1.7	1.4	1.2	2.3	2.1	2.0	1.7	1.4	1.2	26	
28	2.2	2.1	2.0	1.6	1.3	1.2	2.1	2.1	1.9	1.6	1.3	1.2	28	
30	2.0	1.9	1.8	1.5	1.3	1.1	2.0	1.8	1.7	1.5	1.2	1.1	30	
32	1.9	1.8	1.7	1.5	1.2	1.1	1.8	1.7	1.6	1.4	1.2	1.1	32	
34	1.7	1.6	1.6	1.4	1.2	1.1	1.7	1.6	1.6	1.3	1.1	1.0	34	
36	1.5	1.5	1.5	1.3	1.1	1.0	1.5	1.5	1.4	1.3	1.1	1.0	36	
38	1.2	1.3	1.4	1.2	1.1	1.0	1.2	1.3	1.3	1.2	1.0	1.0	38	
40	1.0	1.1	1.1	1.2	1.0	1.0	1.0	1.1	1.1	1.2	1.0	0.9	40	
42	0.7	0.9	0.9	1.1	1.0	1.0	0.7	0.9	0.9	1.1	0.9	0.9	42	
44	0.6	0.6	0.6	0.9	1.0	0.9	0.6	0.6	0.6	0.9	0.9	0.9	44	
46				0.7	0.9	0.9				0.7	0.9	0.8	46	
48				0.6	0.7	0.7				0.6	0.7	0.7	48	
50				0.4	0.5	0.5				0.4	0.5	0.5	50	
52												0.4	52	
	1													
	5t													
Telescoping mode	I	3	3	3	3	3	3	4	4	4	4	4	4	I
	II	3	3	3	3	3	3	4	4	4	4	4	4	II
	III	3	3	3	3	3	3	4	4	4	4	4	4	III
	IV	3	3	3	3	3	3	4	4	4	4	4	4	IV
	V	3	3	3	3	3	3	4	4	4	4	4	4	V
	9.0													

ZOOMLION



Zoomlion Heavy Industry Science & Technology Co.,Ltd.

 www.zoomlion.com

 Sos-service@zoomlion.com

 Zoomlion Heavy Industry Science & Technology Co., Ltd. No. 1636, 2nd Yuanda Road, Changsha, Hunan Province, China

